




## We're going on a Bear Hunt by Michael Rosen



Over the next two weeks we thought it would be nice to have some activities focussed on the story 'We're going on a Bear Hunt'.

For anyone who doesn't have the story book the following is a link to a YouTube video of the story acted out by Michael.




<https://www.youtube.com/watch?v=0gyl6ykDwds&t=50s>






The following is a link to Cosmic Yoga Bear Hunt:



<https://www.youtube.com/watch?v=KAT5NiWHFIU>



Below is a list of ideas for you to do with your children. Please do not feel that you have to do everything on this list. You know your child best and what works for them. When working with your child on a written task use the phonics mats which were provided in the blue books (R) for support. The tasks are intended as short written tasks and we wouldn't expect the children to sit for long periods of time. If they are struggling or getting upset then change task. Please email us if you want any support or guidance, we are more than happy to help. (Anything marked with 'R' are activities aimed more so at Reception)

- 
- 
- 
- 
- 
- Enjoy reading/discuss the story, what's going to happen next? How did they feel when they saw the bear?
  - If you have musical instruments/anything suitable add music to the story as you read e.g. stumble trip; banging of drum/banging a box with a stick
  - Go on a bear hunt
  - Draw and label a picture of the bear (Nursery)
  - Draw a family picture and write names for everyone (Nursery)
  - Find out 3 facts about bears and record your information (Reception)
  - Complete a story map. (Reception- she for support in resources)
  - Extended writing: Discuss the different settings the family walk through, could you think of your own to add to the story e.g. slimy swap
  - Make a picture of a bear using 2d shapes (Sheet in resources)
  - Go on a 2D or 3D shape hunt. What can you find? What shape is it? Can you describe the shape?
  - Continue practising doubles by recording your own sums with objects you find on your bear hunt. E.g. find 5 stones, what is double 5? Record  $5+5=10$
  - Halving activities (See sheet in resources)
  - Make some binoculars (You can use these for your shape hunt)
  - Make a bear mask/painting
  - Paint a picture from your favourite part of the story. Could you add sensory material e.g. add grass to the painting/cotton wool for snow
  - Using playdough, make a bear. Can you add grass and other items to make the setting of the story? (Cotton wool as snow, little bowl with some water) Use these to act out the story.
  - Sing 'Here we go on a bear hunt' song (sheet in resources)



Continued:



- Bear hunt sensory story (sheet in resources)
- Fine Motor skills: Threading activities. If you don't have anything suitable there is a bear threading sheet activity in the resources you could and just add a lace.
- Share other books with bears in (Winnie the pooh, Dear Mr Polar bear)
- Make a den, pretending it's a cave.
- Make a hand print robin (See Bear hunt bird activities in resources)
- Design some wellington boots (See Bear hunt seasons activities or draw your own)



Also, a little reminder:



Play is  
often talked about  
as if it were a relief  
from serious learning.

But for children,  
play is serious  
learning.







Some pictures for inspiration:







Paper Plate Bear





### SMALL WORLD PLAY



We're Going On A Bear Hunt





## Double click the header

Right-click image to change picture, replace with blank page border.  
(Save as .doc)