


Sunshine and Rainbows

ISSUE 3
Year 2
Edition



Sharing Rainbows and Spreading Happiness



Hello Sunshine and Rainbows

Hello children,

Can you believe we are onto our third edition of the Sunshine and Rainbows magazine? We would like to thank all of the children and their grown-ups who have taken the time to send in wonderful pictures and share the fabulous things that you have been doing. You are really helping to spread a happiness and smiles to us all. You are all inspiring each other do take part in some wonderful activities. We are all so proud of you children. We can see so many of you helping your families, showing kindness to neighbours and friends, working hard, respecting others and showing determination in all of the amazing things you do.

You are our little heroes!

Love From
All of your St Nics Family
XXXXXXXXXXXX



Celebrating our heroes, past and present



Joshua 2S

Story Time



By Ethan Doughty 2S



Pete's Adventure

once upon a time there was a captain of an under water ship. His name was pirate Pete and he had a parrot called Polly. His best friend was called Silly Sid. On a beautiful sunny morning they set off to find some treasure. Pirate Pete pressed a button and BANG!!! the ship turned into an under water submarine. Silly Sid didn't know what happened? He didn't even know the ship had turned into a submarine?

The submarine dived DEEP, DEEP, DEEP!!! Soon they were at the bottom of the ocean and breathing behind a dark scaly sea cover. Silly Sid might be silly but he was a good swimmer. He got to the treasure first but there was someone else there - Sammy the sneaky pirate. Sammy stole the shiny treasure and swam away into the dark blue sea. Pete, Polly and Silly Sid chased but they were not alone!!! Out of nowhere a GIANT red squid jumped out in front of them. Let's get out of here squidhead Polly as the treasure dropped to the sea bed. Soon they were back on the ship safe and sound. Pirate Pete was very greedy "I'm never going to be rich," he said. "Oh yes we are," laughed Silly Sid, as he pulled a shiny red gem from his pocket.

THE END

Story Time



By Eva Murday 2R



Wednesday 6th May
Watt - to retell Lost and Found


Once upon a time there was a boy and one day a penguin appeared out side of his red door. The penguin looked emotional so the boy thought it was lost. He went to the lost and found office to check if anyone was missing a penguin but no body was. Next he went and asked the birds but they did not respond. He went in the bath ^{and} he asked the rubber duck but ^{it} ^{was} ~~elated~~ that night he couldn't sleep because he didn't find a home yet the penguin. The next morning he found out that penguins live in the south pole so they got a boat to row there. Together they rowed south for many days and nights. Whilst they were sailing the boy told stories and penguin listened to everything. Eventually they arrived at the south pole but the penguin looked even sadder. The boy said bye bye and started to slowly glide away but the penguin looked sadder than ever. When he got home he realised his mistake that penguin was lonely not lost so he rushed back. When he got there he looked everywhere and shouted for

penguin but he was not there. On the way back home there were no penguins in telling stories because there was no one to listen except the wind and the waves. Suddenly he saw something in front of him and as he got closer he saw it was penguin! They hugged each other and chatted all the way home.



This is the penguin enclosure that Eva has designed. The penguin is having lots of fun sliding down the iceberg into the water!

Elliot's Extraordinary Emperor Penguin Fact File!



Going Wild with Willow!



Willow is really enjoying our daily walks. Each time we go out we try and learn something but most importantly it is time to be free and get some exercise. One of our walks focused on looking for lichen, a composite organism made up of algae and fungi.



There will be a lot of dandelions next year as Willow and Betsy blew hundreds of the clocks in oaken fields. Willow is being exceptionally patient with her little sister and learning lots of friendship skills.



Willow even saw a grass snake and drew a picture of it.



The girls have had lots of fun with their Daddy on Uncle Paul's farm, although only in the fields and not going to see Uncle Paul at the moment.

On April 25th Willow turned 7. We had a mini party in the garden and mummy pushed Willow round the garden on a royal birthday tour!



The girls have played dressing up.



Sometimes it all gets a bit much though and Willow and Betsy have to have a rest! Mummy needs lots of rests too!



Willow seen here cheering on the waste collection staff.



How Does Your Garden Grow?



By
Sylvie

Sylvie has continued to learn all about germination and gardening whilst away from school. She planted some tomato seeds which she watered every day and kept on the windowsill for light. The seeds have grown into seedlings which she has now re-potted. Hopefully, they will continue to grow into lovely tomatoes.






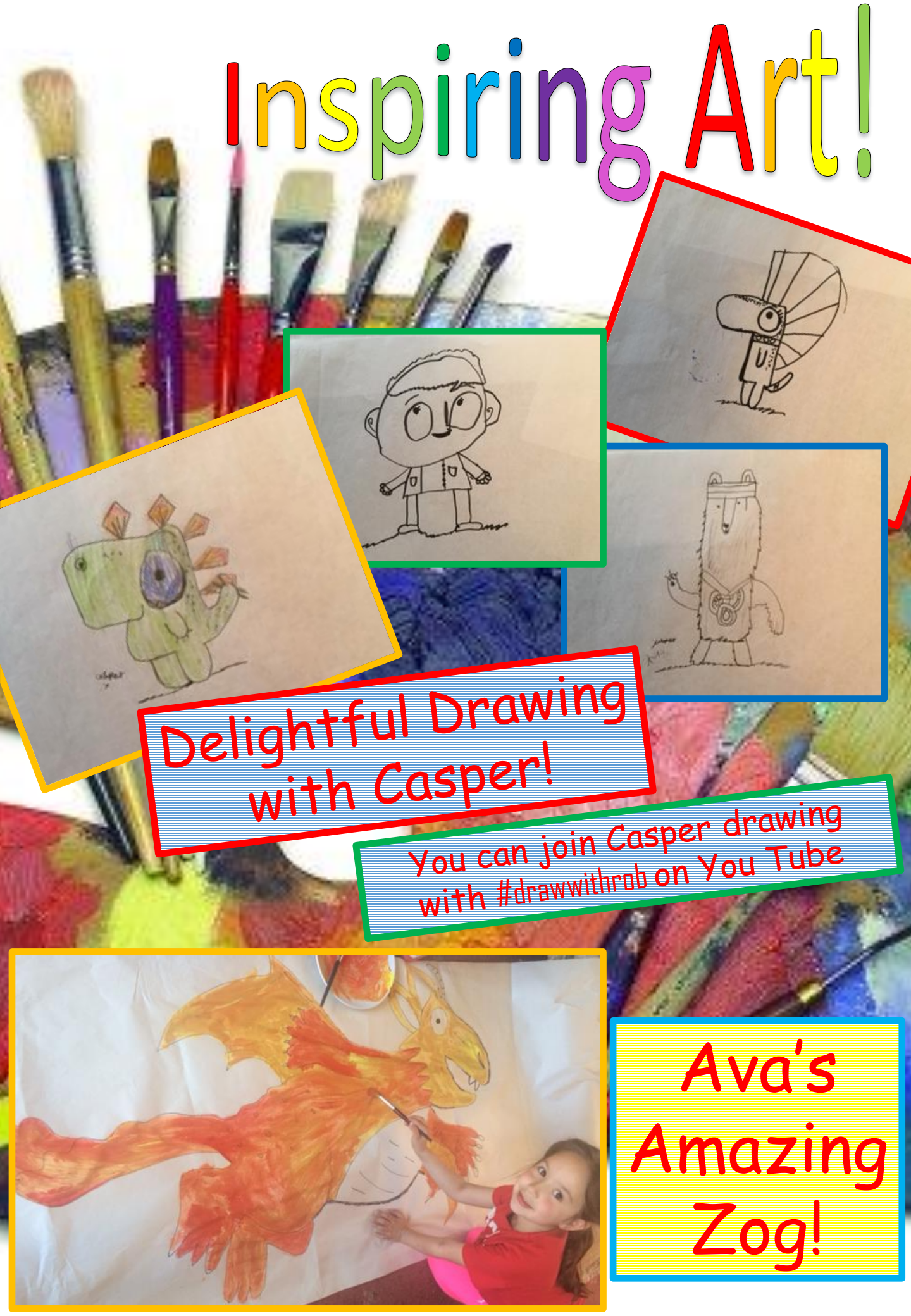
Mia's Creature Creations!



I used junk modeling to create creatures and their homes using only things we already had at home! Boxes, egg cartons, toilet rolls, paint and crafty bits! My sister and brother did some too, it was lots of fun!



Inspiring Art!



Delightful Drawing with Casper!

You can join Casper drawing with #drawwithrob on You Tube



Ava's Amazing Zog!

SCIENCE

With

Ruby



Don't tip the ship!!

Ruby helped Jack with his volcano experiment where we mixed vinegar with baking soda and pink paint.



We also did an experiment where we tried to inflate a balloon with vinegar and baking soda.



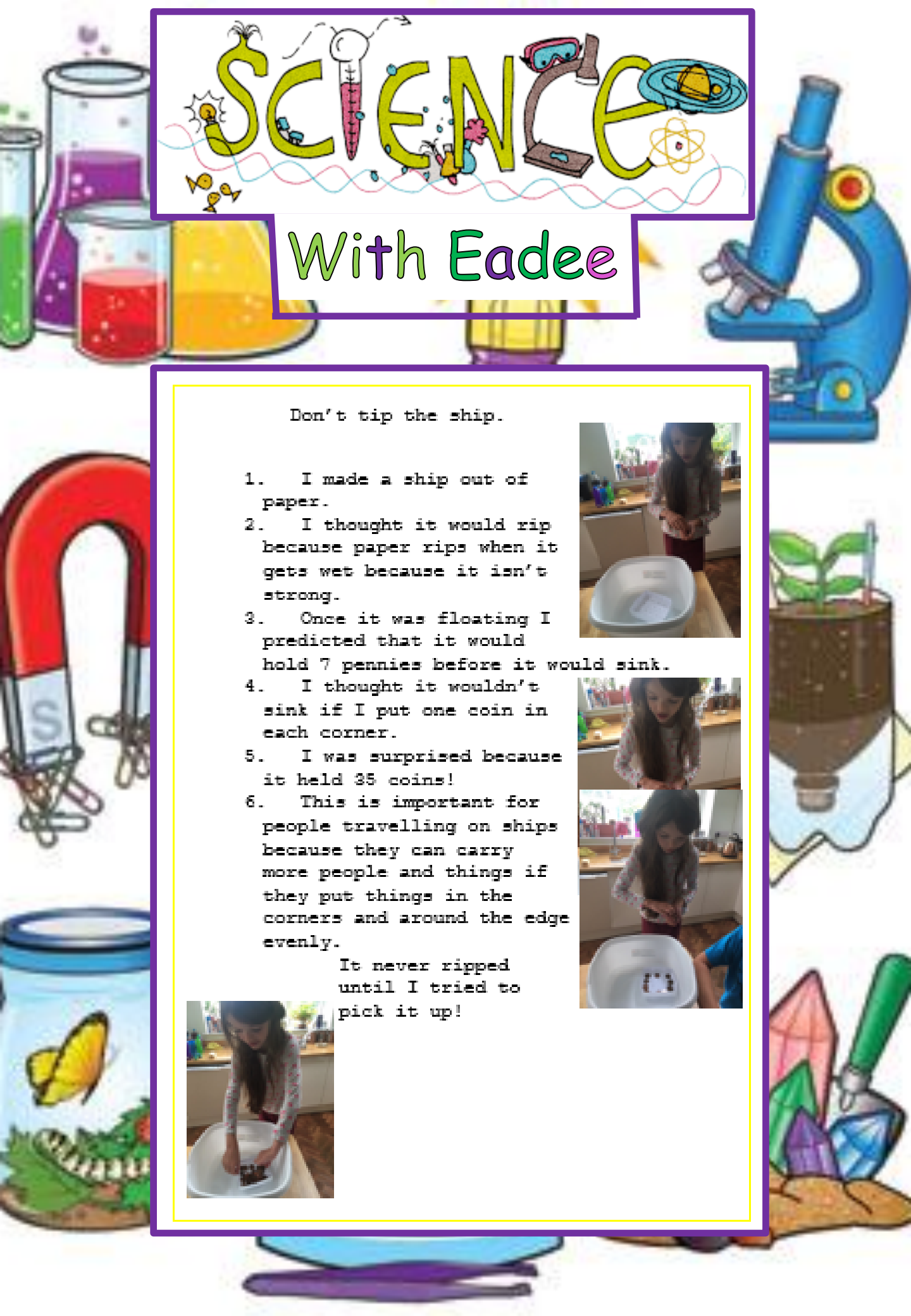



SCIENCE

With Eadee

Don't tip the ship.

1. I made a ship out of paper.
2. I thought it would rip because paper rips when it gets wet because it isn't strong.
3. Once it was floating I predicted that it would hold 7 pennies before it would sink.
4. I thought it wouldn't sink if I put one coin in each corner.
5. I was surprised because it held 35 coins!
6. This is important for people travelling on ships because they can carry more people and things if they put things in the corners and around the edge evenly.

It never ripped until I tried to pick it up!



Daisy the Dragon

By Ruby

Tuesday 21st April 2020


my dragon is called daisy
and she is really nice,
she has black eyes and
sharp shiny teeth,

she has beautiful pink wings

Daisy has an orange trunk

and thin purple tail.

she lives in a tall castle with
a king princess. The dragon
makes lots of cakes because she
is a baker.



Mia's

LOCKDOWN COOKIES

During the lockdown we made some delicious cookies. Here is the recipe!

Ingredients:

280g plain flour

1tsp bicarbonate of soda

1 ½ tps cornflour

1 tsp salt

170g butter, softened

150g soft light brown sugar

100g caster sugar

1 large egg

2 tps vanilla extract

225g chocolate chunks

Instructions:

1. Combine flour, bicarbonate of soda, cornflour and salt together in a large bowl.
2. In a medium bowl, whisk the softened butter, brown sugar and caster sugar together.
3. Whisk in the egg and vanilla extract.
4. Pour the wet ingredients into the dry ingredients and combine with a large spoon.
5. Fold the chocolate chips into the mix.
6. Cover the dough and place in the fridge for 30 minutes.

7. Preheat oven to 130 degrees Celsius and remove the cookie dough from the fridge.
8. Line a baking sheet with parchment paper. Roll the cookie dough into balls (you should have around 25-30 balls) – rolling them slightly taller so they do not spread too far during.
9. Bake in the oven for 13 minutes.
10. Take the cookies out of the oven and let them cool for 10 minutes.
11. Enjoy the great cookie taste!

MY REVIEW

“I really loved the cookies (shame they’re all gone).

The cookies were so delicious to eat, they were so squidgy, soft and plush-like!!!

It was so much fun baking them (actually, I was more tempted to eat them)



My brother LOVES them too!

JOKE TIME!

Why was the Cookie so upset?...

A: Because his Mum has been a 'Wafer' so long!!

Get It!?

Kai's Football Fit Workout!



Star Jumps:

-) Start with feet shoulder width apart and arms by your side
-) Jump out into a star shape
-) Return to starting position
-) That's 1 jump - do 15

Plank Jump Ins:

-) Start in a push up position
-) Jump your feet up towards your hands
-) Jump your feet back
-) That's 1 - do 10



Squats:

-) Start with arms out with palms facing the floor
-) Bend at the knees to go into a squat position, keep your back as straight as you can
-) Use your legs to push back up into a standing position
-) That's 1 - do 20

To finish, do some running on the spot.

Then dribble a ball in and out between some cones or markers, make sure you use both feet!!



**Book Review of
Amelia Fang and the Half Moon Holiday
By Laura Ellen Anderson**



The book is Part of a series based on the character Amelia Fang who is half vampire and half fairy. It is really funny and silly in places and each book has a different story.

The book is about... a girl vampire going to a campsite with her friends to a campsite owned by two unicorns. She has adventures and meets lots of new characters whilst she is on a journey to break a curse as she has been shrunk to a tiny size!

What I enjoyed about the book was... even though I was scared of vampires, the book made me turn my fears around. It is also based on a campsite and I like camping.

I didn't enjoy... when they turned into mermaids, because I don't like mermaids and I got a bit bored with the story.

The book is aimed at... girls aged 7 and over, as it is a chapter book and the main character is a girl.

My favourite part is... when they meet the Bee King, because it was about a wedding to a slug and it was a really funny part of the story.

It's A Lockdown Life for Us!

Jacob's Lockdown



Jacob made a hat out of his Easter egg box 😊



Jacob loved watching peppa pig and the pink panther run past our window before we did the NHS clap 💙



Jacob has spent most of his time embracing the caveman look in his pants 😊 hes enjoyed spending so much time with his brothers but is really missing his friends but hes healthy and happy 😊



Biba

Spreading Kindness!
Sharing Happy
Thoughts!



Creative Crafts

Super Scientist!!!

Islas lock down week



MY GET WELL CHOCOLATE KISSES RECIPE FOR THE NHS STAFF AT THE NUFFIELD.

100g butter 50g caster sugar 2 tbs cocoa powder 150g self raising flour turn on oven 180°

filing 50g butter 100g icing sugar lemon essence, a few drops of any food colouring.

mix butter, sugar first then add cocoa powder and flour. make the dough, roll into 20 balls on a baking sheet, flatten with a fork.

bake for 10mins.
mix the filling together then add into the middle of your cooled down kisses.



I PRACTICED MY GYMNASTICS AND NAILED THE STRADDLE HOLD POSE!

Every day, i have been doing 1 hour of gymnastics to nail my stradle hold. Also, i have learnt how to do a trick called the handstand stradle. What you have to do is start in stradle stand then up into a handstand feet together then open then again to lower your self into the stradle hold.

Excitingly, my mom bought me a purple gymnastics bar which costs £250 so I can practice my swings and my pull ups.



THIS IS ME DOING MY NATURE WALK TALLY CHART HOME WORK!

I went in to the woods next to my house, to see what i could see, hear and smell to write my poem.
It went like this...

I hear the birds the bees and the crunching leaves.
I hear the ants cralling up the different type of plants.
The wind brought the sun and dried up all the rain.
I saw spiders climb up all the trees, that lead me to see birds flying above. I followed my dog running through the leaves and I'm glad, that he didn't bump in to any trees.

by ISLA SEDGEMORE

Eadee



I have also written to nanny and grandad, ~~nina~~ harper, ~~naidi~~ and Sophie and drawn them pictures and made



I followed instruction to draw penguins for Nana Chris, Poppa John and myself.

I written to Nana Chris, Poppa John and Nelly because I miss them.



To celebrate VE day I helped make the Union Jack flag. We made it by using foot prints mine were the blue prints.



I want to find the ~~St Nics~~ loges on the trail around ~~Codsall~~. It was very cold! We had a hot chocolate when we got home.


Fraser

Fraser has been drawing lots of his favourite characters and animals!

Baking!




Climbing!



Doing Homework!

Planting and Growing Peas



Henry



Bug Hotel!



Nature Walks and Bug Hunts



Baking Cakes

Drawing Rainbows



Volcano!

(a poem by James)

The steaming mountain rumbles
It is about to erupt!
Boom!
Red scorching lava spurts out. It
oozes out the top like a snake.
Red fizzing lava bubbles.
It glows like a ruby.

Baking cakes
with Eddie



James



Helping mum and
learning some new
life skills!

Testing out the
weight capacity of
my paper boat



Reading to my baby
brother



**Archie
2S**

Keep smiling
Stay safe



Making the most of the weather having lots of outside fun and even outside lessons



Archie has been happy to do lots of cooking and eating at home. He has made a lockdown time capsule and an after lockdown wish list jar.



Tobyn Siddell

2R



Tobyn and his family built a tent in the house and slept in in for 2 nights to experience a festival.




Tobyn and his sister learned how to make a stop motion film using blue screen backgrounds.



For this project, Tobyn learned about water pressure by building a water rocket out of bottles, cardboard and a tennis ball. He then used a foot pump to launch the bottle into the air. He was surprised how high it flew.



Tobyn learned how to bake cherry pies from scratch.



For an RE lesson, as a family we wrote down our fears and then covered them with love.




To celebrate VE day, we joined our neighbours for a socially distanced street party. Toby learned the importance of high tea.



Toby and his sister learned how to separate the washing and put it into the machine.



As part of the festival experience, we had a BBQ and roasted marshmallows to make smores.



We made some glittery slime following a recipe.



Coming Soon
Edition 4 of
Sunshine and
Rainbows
By Year 1

Please email your completed articles to
clare.bolton@st-nicholas.staffs.sch.uk

By Friday 29th May 2020

Keep Smiling and Stay Safe