


Moving to Middle School

Name:.....



Join us on
twitter ...

The image shows a screenshot of the Twitter profile for Codsall Middle School. The profile picture is a blue circle with a yellow tree logo. The header features the school's name and a banner with a colorful handprint graphic. A blue 'Follow' button is visible. The bio states: 'Our school is a happy, high-achieving middle school situated on the edge of rural Staffordshire.' It also includes the location 'Codsall, Staffordshire', the website 'codsall-middle.staffs.sch.uk', and the date 'Joined September 2017'. Below the bio, it shows '46 Following' and '544 Followers'. At the bottom, there are navigation tabs for 'Tweets', 'Tweets & replies', 'Media', and 'Likes'. On the right side of the profile, there is a 'Sign up' button and a grid of six images: three food items (cookies, scones, and a pie), a photo of a person, and a 'NH 2020' logo with the slogan 'EVERYONE BUKE A DAY. SAVE LIVES'.

Contents Page

Page:

1. My personal profile
2. New school information
3. How will I get there?
4. My thoughts about middle school
5. Uniform link
6. What do I want to see
7. Timetable
8. The 3R's
9. My diary, planner or organiser
10. Timetable example
11. Organisation
12. Top tips for organisation
13. Checklist
14. A map of the school
- 15 - 17. Photo's that might help

My Personal Profile

This is information all about you so that teachers at your new school know how to support you best.

Hobbies, interests and things I am good at.

Things that I find difficult

Things that really help me

New School Information

The name of my new school is

Start date

My new tutor

School Website Address

How will I get there ?



Will you Walk ?

Do you know the way?
Do you need to practise ?
How long will it take you ?
Will you walk with someone ?




Will you ride your bike

Do you need special permission?
Where will you put your bike
when you get to school?
Should I take a bike lock ?



Will you travel by car or a taxi?

Who might drive you ?
What time will you leave
the house ?



Will you catch a bus or coach?

Where is the bus stop?
What number is the bus ?
What time is the bus ?

My thoughts about middle school

Thing that might be the same.

Things that might be different.

Any questions?



Codsall
Middle School



For further information on the required uniform please visit:
http://codsall-middle.staffs.sch.uk/?page_id=231

What do I want to see?

Dining Room

Toilets

PE / Gym

Form Room

First Aid

Reception / Office

Science

Art

Other

School Timetable.

Is it a 1 or 2 week timetable?

How many lessons will there be in a day?

How long does a lesson last?

Fill in the following times

Start of school

Morning break to

Lunchtime to

End of day

Which day, if any, has different times?

About how many different teachers will you have over the one or two weeks of your timetable?.....



The 3 Rs of being an Effective CMS Learner



- I am in charge of improving myself.
- I respect my learning and I respect that others have the right to learn.
- I am not distracted when I'm learning and do not stop others from learning.
- I pay close attention to the detail in my work and only offer my very best.
- I know where to look to find help when I'm struggling in my learning.
- I am part of a community at CMS and I give back to my community by being a brilliant citizen.

Responsible

- I am fearless and am not afraid to make mistakes; I know that I am learning from them.
- I always challenge myself and understand that learning is not always easy.
- I know that learning involves lots of practice.
- I have strategies to use when I am stuck.
- I have the self-belief that I can do anything if I try and practise.

Resilient

- I use the feedback that I am given to improve.
- I make connections between my learning in different subjects and different years.
- I look back on what I have learnt and ask questions to extend my learning.
- I know my learning goals and what my next steps are to improve my learning.
- I think about how I can improve my work without an adult's help.

Reflective



Earn R points (recorded with merits) for demonstrating being an effective learner. Use the bullet points above to help you develop these characteristics.

You will find this in each classroom...

My Diary, Planner or Organiser

At my new school I will be given a book to organise my work. This book is called a diary, organiser or planner. I will need to use it every day to:

- look at my timetable to check which lessons I have
- To pack my bag each evening for the following day
- To record homework and the date that I have to hand my homework in
- To record reminders e.g. PE kit today, homework club, football practise, ingredients for Food Technology etc.

Activity

Look at the planner on the opposite page and try to answer the following questions:

What lesson is period 3 on a Wednesday?

What is the room number for maths?

What is the name of my history teacher?

What lesson follows after lunch on a Friday?

What lesson is before break on a Tuesday?

Who teaches French?

On which day do I need my PE kit?

What your timetable might look like...
 We have a 1 week timetable from Monday
 through to Friday.

5K/5BS Timetable

	8.35 - 8.45	8.45-9.44 L1	9.44-10.43 L2	10.43 10.58 B R E A K	10.58-11.57 L3	11.57-12.56 L4	12.56 -1.51 L U N C H	1.51-2.50 L5	2.50 3.15 R E G I S T R A T I O N / 3.00
Monday	R E G I S T R A T I O N								
Tuesday	T R A T I O N								
Wed	W E D N E S D A Y								
Thurs	T H U R S D A Y								
Friday	F R I D A Y								

Organisation

Things I may need to take to school .



Planner/Diary ~ to record homework.
access useful school information
to write reminders.



pencil case ~ pen, pencil, highlighters, rubber, calculator, ruler and any other subject specific equipment.



PE Kit ~ Shorts, T shirt, joggers, trainers, sports socks, mouth guard, shin pads, boots, swim wear and towel.

OTHER ~ House keys, food, lunch money / payment card, locker key, mobile phone (if permitted).

TOP TIP ~ Its a good idea to pack your bag the night before, with books and equipment needed for the next day.

Top Tips for Organisation.

Forgetting a book

Even if you do forget something it is not the end of the world. It happens to everybody sometimes and it is always a good thing if you can say you are sorry.

Imagine that you have forgotten something...

Practise saying the right words of apology with a teacher and then it will be easier if it does happen.

FOR EXAMPLE

"I am sorry Sir/Miss. I am not used to my time table yet and have forgotten to bring the right book. I will remember it for the next lesson" (Put a reminder in you planner)

Asking for help if you need it

Mistakes can happen sometimes because we did not really understand what the teacher meant. If you pretend to understand when you don't then the teacher will not know that you need help

What could you say?

"I am sorry Sir/Miss. I have been listening but I did not quite understand what you meant when you explained what to do for homework. Please can you explain to me again n so that I can be sure that I have written it down correctly"

Packing My Bag

Remember to:.....

Pack your bag the day before

Look at your timetable and check that you have the correct books and equipment for the following day

Think about any other things that you will need every day:

House keys

Locker keys

Money

Food, drink, packed lunch

Bus Pass

Pencil case

Homework to hand in

Letters to return e.g school trips?

TOP TIP Try not to carry **all** of your books around each day in your bag..... It will be too heavy! It will be harder to find the books for each lesson then pack them away again afterwards

Checklist

Exercise books



Journal / Planner




Homework



Packed lunch / money /
payment card



Letters



P.E Kit



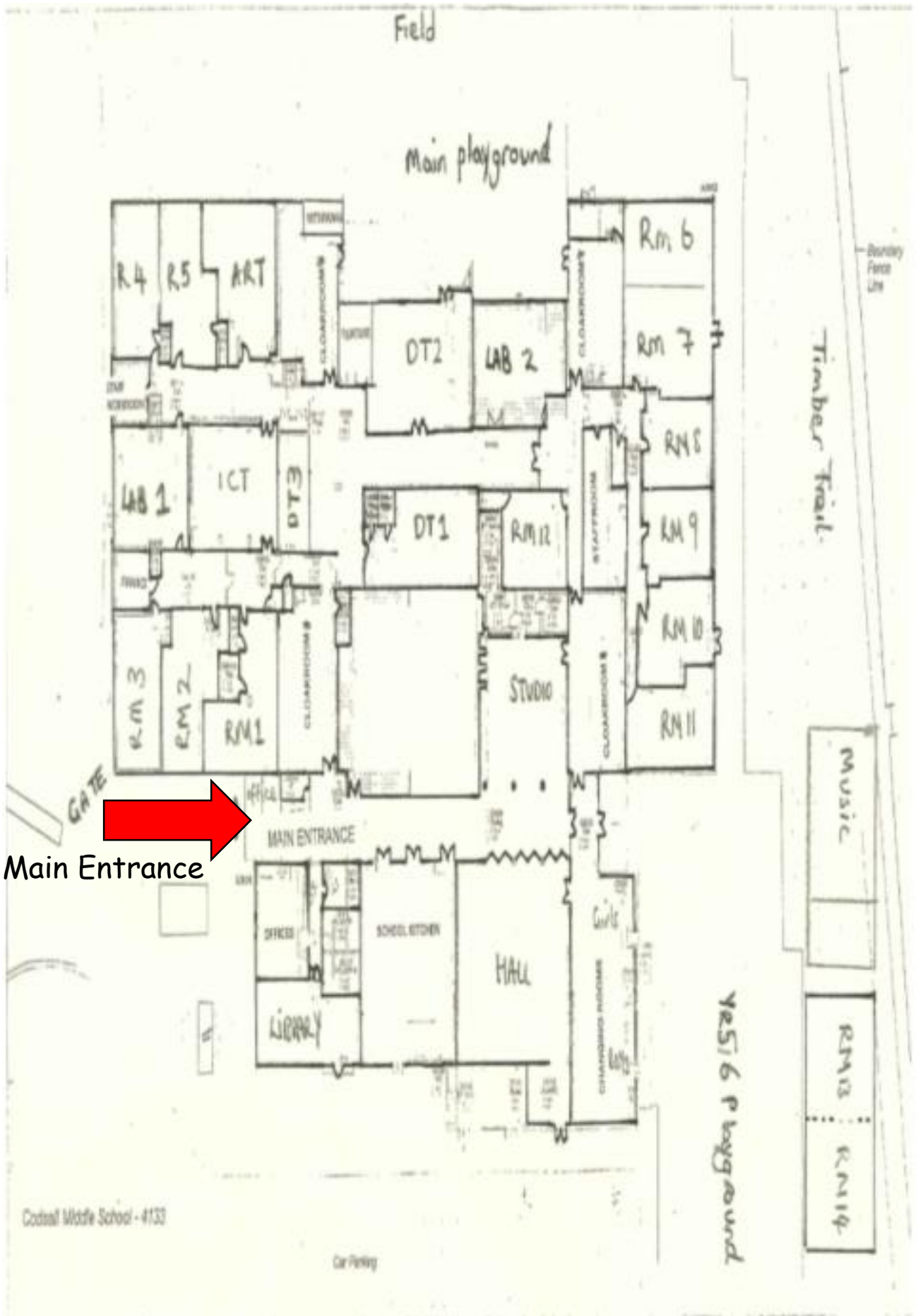
Cooking ingredients



Pencil case



A map of the school...



Photos that might help me...



Main Entrance





