

What the ladybird heard by Julia Donaldson

Over the next two weeks we thought it would be nice to have some activities focussed on the story 'What the ladybird heard'.

For anyone who doesn't have the story book the following is a link to a YouTube video of the story:









<https://www.youtube.com/watch?v=Eu9mPX7DuLA>
















The following is a link to a video of Julia Donaldson singing a song version:

<https://www.youtube.com/watch?v=7NbyiDpY6Ww>

Below is a list of ideas for you to do with your children. Please do not feel that you have to do everything on this list. You know your child best and what works for them. (Anything marked with 'R' are activities aimed more so at Reception)

- Enjoy reading/discuss the story, what's going to happen next? What's the ladybird thinking?
- Discuss where the story is set. What animals would we find on a farm?
- Act out parts of the story pretending to be different characters. How do they move? E.g. (Lanky Len...tip toe around farm, horses- gallop)
- You might want to make finger puppets/lollipop stick animals to help retell the story.
- Make a wanted poster for Lanky Len/Hefty Hugh, describing what they look like.
- Write speech bubbles for the ladybird, what do you think she may say?
- Draw a map of a farm.
- Using farm animals act out the story/small world farm play. (Cut outs available if needed)
- Play listening games. (animal noises, what noise to they make? Recognising sounds)
- Minibeast action cards
- Hole punching leaves like the ladybird has munched them.
- 2d shape minibeast activity (n- sheets in resources)
- Farm animal addition: record you own addition using toy animals/ or there is a sheet within the resources.
- Addition to 10. Draw a ladybird (or use template) Roll a dice and add that many dots to ladybird, repeat, then count how many in total (N)
- Ladybird finger print counting (N) Can you find different ways to make 10? (R- See worksheet in resources).
- Ladybird doubles- (R- sheets in resources) Children to count how many dots are on one side of the ladybird and draw the same amount on the other side, then record total. Doubling is a new concept for Reception children, talk about the meaning of 'doubling' – adding the same number. Can children recall doubles to 10? Double 1 is 2, double 2 is 4, double 3 is 6 etc.















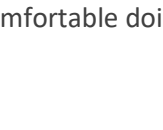
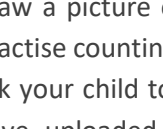
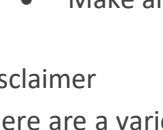
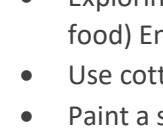
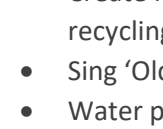

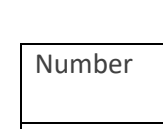
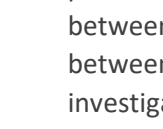
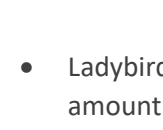
- Ladybird halving. (R- Children to could how many dots they have, share this amount between the two sides of the ladybird) This can be done practically or using the sheet attached. Halving is another new concept for Reception children, please talking about the meaning of 'halving'. We describe this as sharing between two. To begin we would demonstrate this practically and share sweets between two bowls. As your child becomes more confident begin an investigation into what numbers can and cannot be halved? Draw a table to record findings.


Number	Can be halved (tick)	Cannot be halved (cross)
1		x
2		
3		
4		
5		

- Create farm animals using a variety of resources e.g. toilet roll, things out of recycling bin.
- Sing 'Old MacDonald had a farm' song. Do you know any more animal songs?
- Water play: Wash toy animas (waterproof ones)
- Can you find a ladybird when you are in your garden or out for a walk?
- Exploring senses (Out in garden/on walk: smells, sight, touch, sounds, trying new food) Encourage child to use key words like rough, smooth, sweet, loud etc
- Use cotton wool to create a picture of a sheep.
- Paint a symmetrical picture of a ladybird by folding paper in half, painted the one side then folding the paper in half again.
- Make animals using playdough.


Disclaimer

There are a variety of resources that have been uploaded to help support some of these activities. They don't all have to be printed off and completed. For example, you might draw a picture of a ladybird and use stones at the garden as spots. Children can then practise counting dots onto ladybird. You may put the stones one side of the ladybird and ask your child to double the amount by matching the quantity onto the other side. We have uploaded these resources as ideas or inspiration. Some of the activities are differentiated to cover a range of abilities. You know your child best so pick what they feel comfortable doing.





Some pictures for inspiration:








Farm Animal Windsock
Craft for Kids



**Old Macdonald
Had a Farm**
Pretend Play Puppets





Continues

